


# Splashbacks




paula rosa | manhattan




Splashbacks can be fitted just behind the hob area or make to measure for your own kitchen space.

# Gloss Glass


Infuse your kitchen with modern elegance: stainless steel and glass splashbacks effortlessly combine functionality with a reflective brilliance that enhances natural light.




Apple White



Mint




Heather




Black



Charcoal




Brown Classic



Mocha



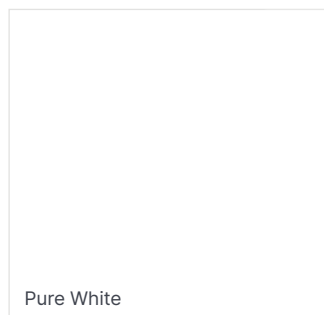
Latte




Warm Grey




Fine Silver



Pure White




Pastel Green



Cream



Coarse Silver



Cornflower




Slate



Splashbacks can be fitted just behind the hob area or make to measure for your own kitchen space.

## Satin Glass


Engineered for both style and substance, splashbacks provide a hygienic, easy-to-clean surface that withstands the demands of a busy kitchen.




Apple White




Mint




Heather




Charcoal




Brown Classic



Mocha




Latte




Warm Grey



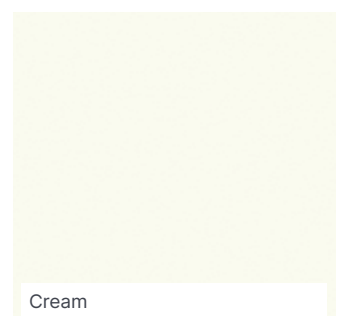
Fine Silver



Pure White




Pastel Green




Cream



Coarse Silver



Cornflower



Slate



Splashbacks can be fitted just behind the hob area or make to measure for your own kitchen space.

## Metallic Glass

Infuse your kitchen with modern elegance: stainless steel and glass splashbacks effortlessly combine functionality with a reflective brilliance that enhances natural light.




Sapphire



Bronze Age




Iron Age



Graphite



Rose Gold



## Stainless Steel

Available in a variety of heights and widths, perfect for any hood and hob combination.